

In August 2023, the Accelerated Reader website changed the platform that they were using therefore all children in Year 3 – 6 will now need to access their accounts differently.

Below are screen shots and instructions on how to login to your child's account. Please follow them carefully. If you are struggling to log your child into accelerated reader please make sure you have copied the link from the instructions carefully. Do not use the old web link or attempt to google the website as it will not work.

At Haverigg School we want all children to develop a life-long love of reading. So please feel free to complete quizzes together with your child on books you have shared at home at bedtimes or during the day.

If your child wants to quiz on all their books at home - they are allowed – even if these books are not in their allocated reading band! Just make sure that they re-read any of their favourite books before quizzing to make sure they haven't forgotten any parts of the plot!

Any recently published books usually take one month or so after being publishing for an accelerated reader quiz to appear on the platform. However, that does not mean your child isn't allowed to read it because as soon as they have finished; they can create their own accelerated reader quiz for the children in the school to complete for that particular book. Please just ask your child's class teacher to help them log in to do that.

We also understand that as children get older they begin to be more aware of the specific genres, plots, themes and authors that they enjoy reading. If this is the case, please ask your child to speak to Miss Musgrave so that she can help your child to locate books that may appeal to your child's interest from our school library.

We hope you enjoy sharing many books and quizzes with your children at home.

Any questions contact Miss Musgrave.




Instructions:

1. Copy and paste this exact web address into your internet browser. This platform is unique to our school, if you google Accelerated Reader you will not be able to log in.

<https://global-zone61.renaissance-go.com/welcomeportal/6702321>

2.

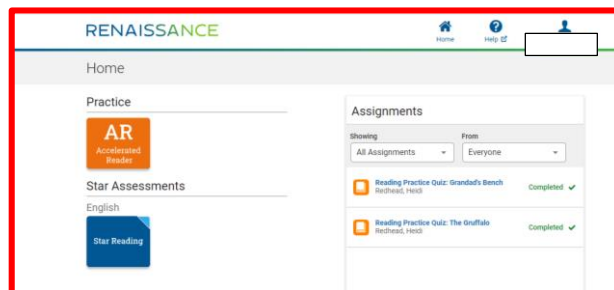
Click on the “I’m a Student” tab and enter the login details for your child. If you do not know them please ask your child’s teacher or Miss Musgrave.



3.

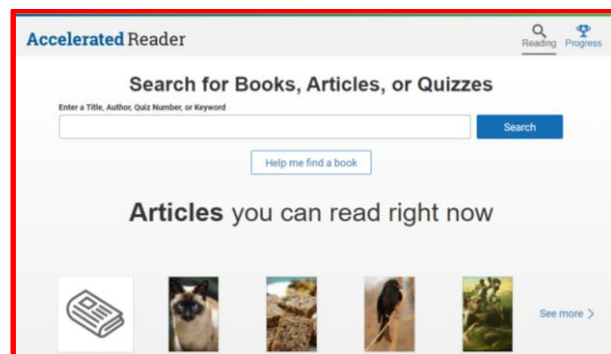
After you log in this will be the home screen that you will see. The name of your child will appear in the white box on the right-hand side of the screen. If it is not your child’s name contact your class teacher or Miss Musgrave and it can be sorted straight away.

Click on the orange “Accelerated Reader” tab. It will take you to your child’s quiz area.



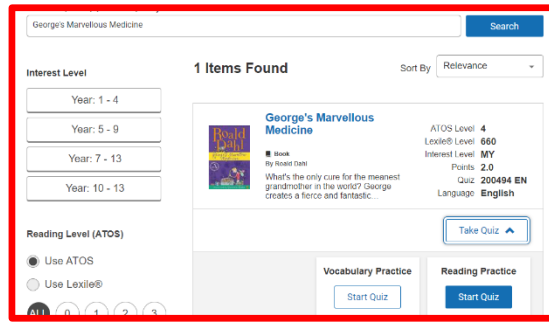
4.

Children can locate a quiz for their book by searching for it in the search bar at the top. Typing in the title or using the quiz number - which has been written on the inside of your child’s reading book - will easily find the quiz needed.



5.

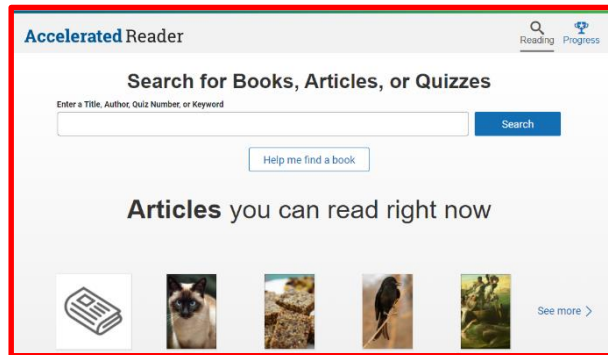
When you have located your child's book, select take quiz. Some books have two quizzes: **Reading Practice** and **Vocabulary Practice**. Make sure that your child completes both quizzes.



6.

After they have completed the quiz it will tell your child how many questions they have completed correctly and incorrectly. We are aiming for children to get 85% of the questions correct on their quizzes.

To monitor your child's progress return to the home / search page and click on the blue "Progress" tab.



7.

On the progress page the rocket highlights how many points your child has achieved over the academic year / term. Every term – once new assessments have been completed - Miss Musgrave will set children individual targets. This means your child may have to gain a certain number of points over a term. If a target has been set a planet will appear for the rocket to reach. (see second screen shot)

